

Coming Soon...

New  
Line Up

# MANI Side Port Knife

For patient having deep-set eye, narrow lid fissure or shallow anterior chamber !




MSP10

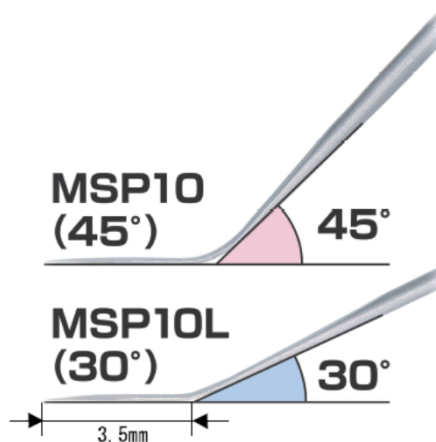


MSP10L

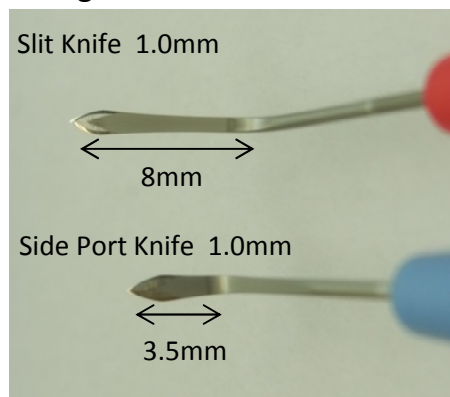
## • Width



## • Angled



## • Length from shaft



- ▣ Designed to deliver exceptional precision 1.0mm side port incision.
- ▣ 2 Choices; 30 or 45 degree depend on condition of your patient and your preference.
- ▣ Excellent controllability by Short-Head 3.5 mm blade length  
Effective for patient who has sunken/deep-set eye (enophthalmos) or narrow lid fissure.
- ▣ Stress free incision with ultimate sharpness !

Product #	Description	Application
MSP10	Side Port 1.0mm Angled 45 degree	Side Port
MSP10L	Side Port 1.0mm L Angled 30 degree	Side Port

**MANI**®