

Introduction of "MANI Arched Blade"

Product Name		Package
MSL18AB	Slit Angled 1.8mm Arched Blade	6pcs. per box
MSL20AB	Slit Angled 2.0mm Arched Blade	6pcs. per box
MSL22AB	Slit Angled 2.2mm Arched Blade	6pcs. per box
MSL25AB	Slit Angled 2.5mm Arched Blade	6pcs. per box
MSL26AB	Slit Angled 2.65mm Arched Blade	6pcs. per box
MSL28AB	Slit Angled 2.8mm Arched Blade	6pcs. per box
MSL30AB	Slit Angled 3.0mm Arched Blade	6pcs. per box
MSL32AB	Slit Angled 3.2mm Arched Blade	6pcs. per box
MSL34AB	Slit Angled 3.4mm Arched Blade	6pcs. per box
*For your information		
Similar products: KOJO Blade(BD)		

Purpose and Advantages

Clear Corneal Incision for an operation using IOL injector

- 1 The degree of surgically induced astigmatism (SIA) is significantly lower than using conventional flat blades!
- 2 The degree of high order aberration decrease!
(It goes better with pre-set style IOL injector)
- 3 Enable to provide better self-sealing incision than conventional flat-body blade!

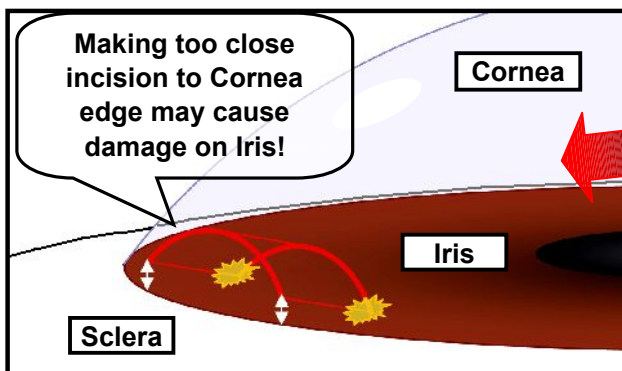
Three dimensional incision



*When an incision is formed using a conventional slit blade, the shape of the result is straight-flat incision. Tips of IOL Injectors are three-dimensional object, the straight-flat cut end will be stretched wider by inserting the Injector. The tissues get damages from stretching the cut end surface and it makes difficulty on self-sealing. But, this arched blade is completely different! It can create three dimensional incision which prevents any further damage to the wound and AVOID WATER LEAKAGE from the inside of eye.

Operation and Use

!! INCISION LOCATION IS DIFFERENT !!



AB blade has 3-Dimensional blade body. When compared with conventional slit blade, there is a additional risk that under-edge of arch may damage iris if clear-corneal incision location is too close to the edge of cornea.

Please read the instruction carefully before using.


Precautions

Be sure that your Phaco tip and Injector would fit to the incision before use.


1. Check proper incision location with surgery video.
2. Please check if your Phaco-tip & IOL injector size ill fit to the incision. We recommend to try MANI Arched Blade with your usual IOL injector at a wet lab so that you can find out proper Arch size from our AB line.

***After cutting with the Arched Blade, it is unable to make the cut wider because of the incision shape.**

Slit Angled 2.5mm Arched (MSL25AB)




W:2.38mm (measuring straight)
L:2.73mm



H:0.33mm

Slit Angled 2.6mm Arched (MSL26AB)



W:2.49mm (measuring straight)
L:2.86mm



H:0.49mm